



Chilled vertical cabinets

LION CUB STYLE



Product categories



Technical features

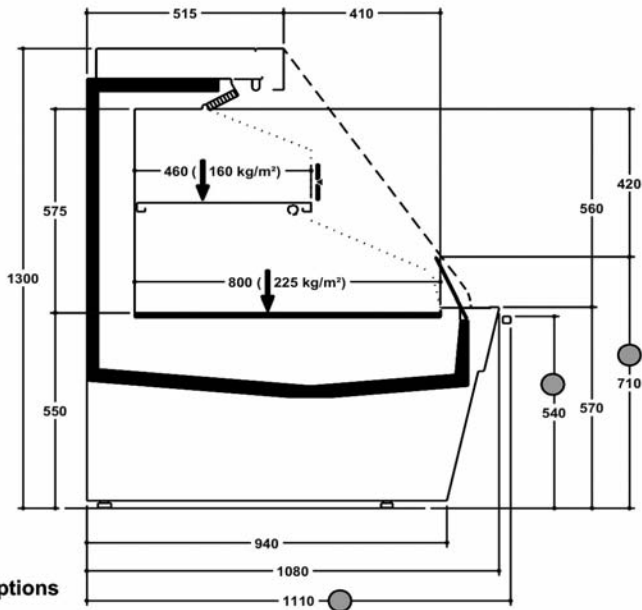




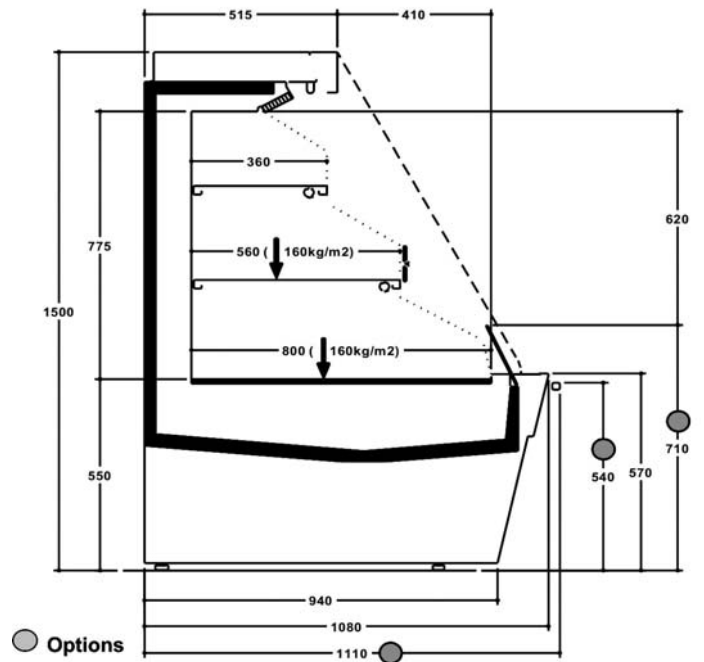
Lenght-Lunghezza Longueur-Länge-Longitud mm		1250	1880	2500	3750	OC90	OC45	CC45	EOL 2360	ROUND EOL
LION CUB STYLE	LION CUB 13 LARGE	▪	▪	▪	▪	▪	▪	▪	▪	▪
	LION CUB 15 LARGE	▪	▪	▪	▪	▪	▪	▪	▪	▪
	LION CUB 16 NARROW	▪	▪	▪	▪					
	LION CUB 16 XL	▪	▪	▪	▪		▪	▪		
Dispaly area Superficie di esposizione Warenpräsentationsfläche Surface d'exposition Superficie expositiva m2	LION CUB 13 LARGE	1,21	1,82	2,42	3,63				2,74	
	LION CUB 15 LARGE	1,46	2,19	2,92	4,38				3,35	
	LION CUB 16 NARROW	1,43	2,15	2,86	4,29					
	LION CUB 16 XL	1,74	2,62	3,49	5,23					
Loading area Superficie di appoggio Nutzfläche Surface de chargement Superficie de apoyo m2	LION CUB 13 LARGE	1,38	2,06	2,76	4,16				2,71	
	LION CUB 15 LARGE	1,38	2,06	2,76	4,16				2,71	
	LION CUB 16 NARROW	1,18	1,8	2,36	3,56					
	LION CUB 16 XL	1,5	2,26	3	4,5					
Net storage capacity Capacità netta Nutzinhalt volume utile Capacitat neta dm3	LION CUB 13 LARGE	359	538	718	1077				628	
	LION CUB 15 LARGE	440	661	881	1321				771	
	LION CUB 16 NARROW	419	629	839	1258					
	LION CUB 16 XL	513	769	1026	1539					
End thickness Spessore spalla Stärke der Seitenwand Épaisseur de cheue joue Espesor lateral mm	LION CUB 13 LARGE	55 With bumper rail/con batticarrello/avec pare chocs mit Wagenstoßleiste/con para golpes 85 Without bumper rail/senza batticarrello/sans pare chocs ohne Wagenstoßleiste/sin para golpes							Ends included Spalle incluse Joues incluses Seitenwand inbegriffen Laterals inclusas	Not Included Non include Nicht inbegriffen Pas includes No incluidas
	LION CUB 15 LARGE									
	LION CUB 16 NARROW									
	LION CUB 16 XL									



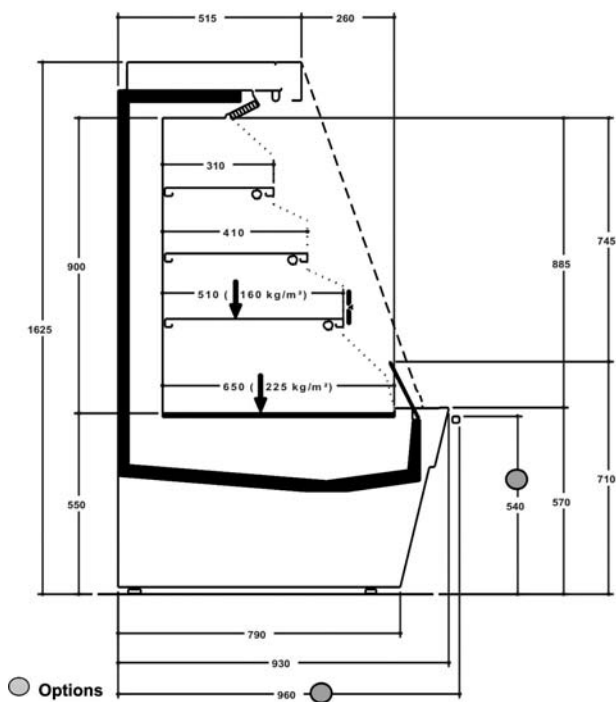
13 Large



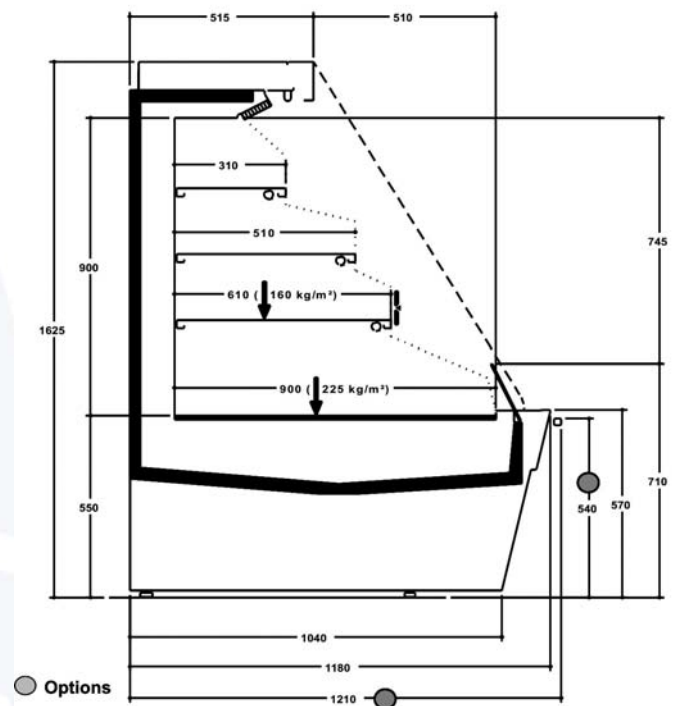
15 Large



16 Narrow










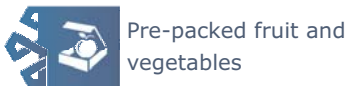





























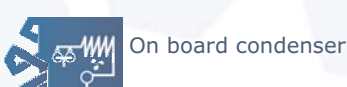







16 XL





Legend

 Meat	 Chicken	 Fish	 Pre-packed fish
 Delicatessen	 Cheese	 Dairy products	 Gastronomy
 Pastries	 Pre-packed fruit and vegetables	 Fruits and Vegetables	 Sandwiches
 Drinks	 Pizza	 Bread	 Frozen food and ice cream
 Off-cycle defrost	 Electric defrost	 Hot-gas defrosting system	 Manual defrost
 Ventilated	 Static	 Incorporated condensing unit	 Remote condensing unit
 Bagnomaria	 Ceramic glass	 Ice	 VSD Inverter technology
 LED lighting	 Zero C doors	 High efficiency fans	 R290 Propane refrigerant gas (R290)
 R134a R-134a - 400V/3PH/50Hz	 R404A R404A - 400V/3PH/50Hz	 R744 R744 - 400V/PH/50Hz	 Compressor hermetic reciprocating
 Hermetic scroll compressor	 Semi-hermetic reciprocating compressor	 VSD Inverter technology	 External installation
 Machinery room	 Soundproof housing	 On board condenser	 Remote condenser
 DUAL Medium & Low temperature	 Technokleen	 Thin Tech	 EB